
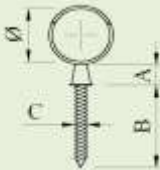


ABRAÇADEIRAS FILTUBE (AÇO INOXIDÁVEL AISI-304)_ FILTUBE PIPE CLAMPS (STAINLESS STEEL AISI-304L)


CÓDIGO CODE	Ø	A	B	C	PÇS / CX. PIECES/BOX
----------------	---	---	---	---	-------------------------

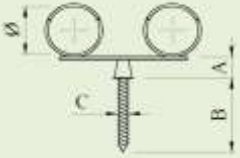
SIMPLES_ SINGLE WOOD-SCREW

	F150.10	10	3,9	25	7	150
	F150.12	12	3,9	25	7	150
	F150.15	15	4,8	35	7	90
	F150.18	18	4,8	35	7	60
	F150.22	22	4,8	35	7	40
	F150.28	28	4,8	35	7	20
	F150.35	35	6,3	45	9	10
	F150.42	42	6,3	45	9	7





DUPLA_ DOUBLE WOOD-SCREW

	F150D.10	10	3,9	25	8	75
	F150D.12	12	3,9	25	8	50
	F150D.15	15	4,8	35	8	30
	F150D.18	18	4,8	35	8	25
	F150D.22	22	4,8	35	8	15




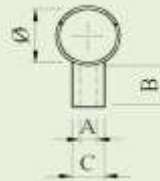
PLUS_ PLUS WOOD-SCREW

	F150P.10	15	4,8	35	13	75
	F150P.12	18	4,8	35	13	50
	F150P.15	22	4,8	35	13	30
	F150P.18	28	4,8	35	13	15
	F150P.22	35	6,3	45	13	8
	F150P.28	42	6,3	45	13	5





MÉTRICA FÊMEA_ METRIC FEMALE

	F150MF.10	10	5	9	10	150
	F150MF.12	12	5	9	10	150
	F150MF.15	15	6	10	12	90
	F150MF.18	18	6	10	12	60
	F150MF.22	22	6	10	12	40
	F150MF.28	28	6	10	12	20
	F150MF.35	35	8	12	15	10
	F150MF.42	42	8	12	15	7



MÉTRICA MACHO_ METRIC MALE


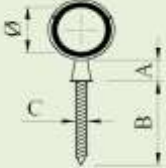
	F150M.10	10	5	12	7	150
	F150M.12	12	5	12	7	150
	F150M.15	15	6	12	6	90
	F150M.18	18	6	12	6	60
	F150M.22	22	6	12	6	40
	F150M.28	28	6	12	6	20
	F150M.35	35	8	16	10	10
	F150M.42	42	8	16	10	7



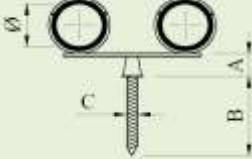
ABRAÇADEIRAS FILTUBE (AÇO INOXIDÁVEL AISI-304)_ FILTUBE PIPE CLAMPS (STAINLESS STEEL AISI-304L)

CÓDIGO CODE	Ø	A	B	C	PÇS / CX. PIECES/BOX
----------------	---	---	---	---	-------------------------

SIMPLES ISOFÓNICA_ ISOPHONIC SINGLE WOOD-SCREW

	F150I.15	15	7	35	4,8	30	
	F150I.18	18	7	35	4,8	25	
	F150I.22	22	7	35	4,8	15	
	F150I.28	28	7	45	6,3	10	
	F150I.35	35	7	45	6,3	7	


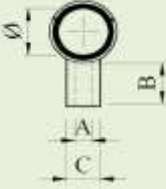
DUPLA ISOFÓNICA_ ISOPHONIC DOUBLE WOOD-SCREW

	F150DI.15	15	8	35	4,8	15	
	F150DI.18	18	8	35	4,8	10	
	F150DI.22	22	8	35	4,8	5	
	F150DI.28	28	8	45	6,3	3	
	F150DI.35	35	8	45	6,3	3	


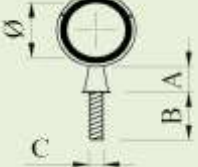
PLUS ISOFÓNICA_ ISOPHONIC PLUS WOOD-SCREW

	F150PI.15	15	13	35	4,8	20	
	F150PI.18	18	13	35	4,8	15	
	F150PI.22	22	13	35	4,8	10	
	F150PI.28	28	13	45	6,3	7	
	F150PI.35	35	13	45	6,3	7	

MÉTRICA FÊMEA ISOFÓNICA_ ISOPHONIC METRIC FEMALE

	F150MF.15	15	6	12	10	30	
	F150MF.18	18	6	12	10	25	
	F150MF.22	22	6	12	10	15	
	F150MF.28	28	8	15	12	10	
	F150MF.35	35	8	15	12	7	

MÉTRICA MACHO ISOFÓNICA_ ISOPHONIC METRIC MALE

	F150MI.15	15	6	12	6	30	
	F150MI.18	18	6	12	6	25	
	F150MI.22	22	6	12	6	15	
	F150MI.28	28	10	16	8	10	
	F150MI.35	35	10	16	8	7	