


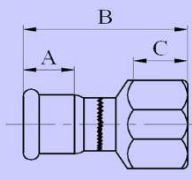
ACESSÓRIOS FILPRESS (AÇO INOXIDÁVEL AISI-316)_

FILPRESS PRESSFITTINGS (STAINLESS STEEL AISI-316)


CÓDIGO CODE	Ø	A	B	C	PÇS / CX. PIECES/BOX
----------------	---	---	---	---	-------------------------

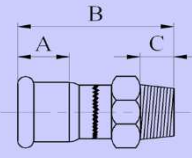
CASQUILHO FÊMEA_FEMALE THREAD CONNECTOR

	FI101.0415	15 x 1/2"	17	46	10	10
	FI101.0418	18 x 1/2"	19	47	10	10
	FI101.0518	18 x 3/4"	19	53	17	10
	FI101.0522	22 x 3/4"	24	53	17	10
	FI101.0622	22 x 1"	24	55	18	10
	FI101.0628	28 x 1"	26	59	18	10
	FI101.0735	35 x 1 1/4"	30	79	20	10
	FI101.0842	42 x 1 1/2"	33	79	23	10
	FI101.0954	54 x 2"	37	97	36	5
	FI101.1076	76,1 x 2 1/2"	53	126	25	1




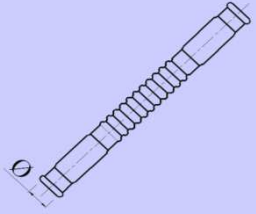
CASQUILHO MACHO_MALE THREAD CONNECTOR

	FI100.0415	15 x 1/2"	17	47	13	10
	FI100.0418	18 x 1/2"	19	48	13	10
	FI100.0518	18 x 3/4"	20	57	15	10
	FI100.0522	22 x 3/4"	24	55	15	10
	FI100.0622	22 x 1"	24	59	18	10
	FI100.0628	28 x 1"	26	62	18	10
	FI100.0735	35 x 1 1/4"	30	77	16	10
	FI100.0842	42 x 1 1/2"	33	76	17	10
	FI100.0954	54 x 2"	36	89	25	5
	FI100.1076	76,1 x 2 1/2"	59	123	30	1
FI100.1188	88,9 X 3"	60	137	35	1	




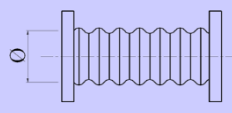
COMPENSADOR DE CRAVAR_PRESSFITTING COMPENSATOR

	FI103L.15	15	-	-	-	1
	FI103L.18	18	-	-	-	1
	FI103L.22	22	-	-	-	1
	FI103L.28	28	-	-	-	1
	FI103L.35	35	-	-	-	1
	FI103L.42	42	-	-	-	1
	FI103L.54	54	-	-	-	1



COMPENSADOR DILATAÇÃO FLANGEADO_EXPANSION COMPENSATOR

	FICF.76	76,1	-	-	-	1
	FICF.88	88,9	-	-	-	1
	FICF.108	108	-	-	-	1




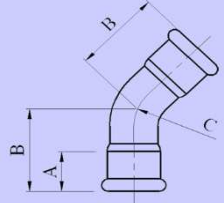
ACESSÓRIOS FILPRESS (AÇO INOXIDÁVEL AISI-316)_

FILPRESS PRESSFITTINGS (STAINLESS STEEL AISI-316)


CÓDIGO CODE	Ø	A	B	C	PÇS / CX. PIECES/BOX
----------------	---	---	---	---	-------------------------

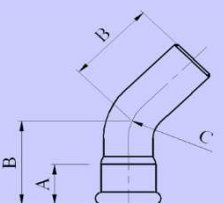
CURVA 45 FF_ 45° ELBOW FF

	FI138.15	15	17	31	28	25
	FI138.18	18	19	33	32	25
	FI138.22	22	22	37	38	25
	FI138.28	28	26	47	50	10
	FI138.35	35	31	59	68	10
	FI138.42	42	33	72	80	10
	FI138.54	54	36	87	108	5
	FI138.76	76,1	53	180	115	1
	FI138.88	88,9	60	211	135	1
	FI138.108	108	75	165	165	1




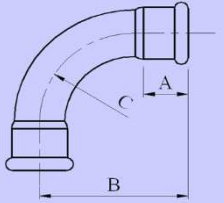
CURVA 45 FM_ 45° ELBOW FM

	FI139.15	15	22	34	28	25
	FI139.18	18	21	34	32	25
	FI139.22	22	28	44	38	25
	FI139.28	28	30	50	50	10
	FI139.35	35	31	61	68	10
	FI139.42	42	36	69	80	10
	FI139.54	54	46	91	108	5
	FI139.76	76,1	53	188	115	1
	FI139.88	88,9	60	225	135	1
	FI139.108	108	113	186	165	1




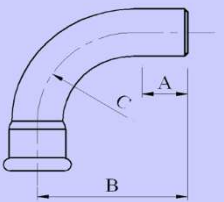
CURVA 90 FF_ 90° ELBOW FF

	FI109.15	15	17	47	28	25
	FI109.18	18	19	53	32	25
	FI109.22	22	22	62	38	15
	FI109.28	28	25	76	50	5
	FI109.35	35	26	101	68	5
	FI109.42	42	33	119	80	5
	FI109.54	54	35	150	108	3
	FI109.76	76,1	53	235	115	1
	FI109.88	88,9	60	277	135	1
	FI109.108	108	75	262	165	1



CURVA 90 FM_ 90° ELBOW FM

	FI107.15	15	22	49	28	25
	FI107.18	18	24	53	32	25
	FI107.22	22	28	60	38	15
	FI107.28	28	30	76	50	5
	FI107.35	35	31	101	68	5
	FI107.42	42	36	116	80	5
	FI107.54	54	46	154	108	3
	FI107.76	76,1	53	247	115	1
	FI107.88	88,9	60	292	135	1
	FI107.108	108	118	283	165	1


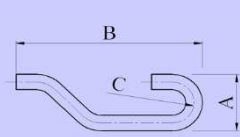


ACESSÓRIOS FILPRESS (AÇO INOXIDÁVEL AISI-316)_


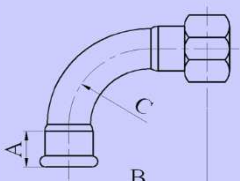
FILPRESS PRESSFITTINGS (STAINLESS STEEL AISI-316)

CÓDIGO CODE	Ø	A	B	C	PÇS / CX. PIECES/BOX
----------------	---	---	---	---	-------------------------


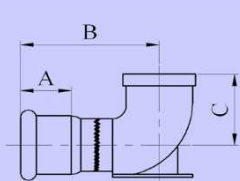
CURVA DESVIO CISNE_COMPRESSED AIR BEND

	-	15	96	285	40	1	
	-	18	130	365	55	1	
	-	22	170	415	70	1	


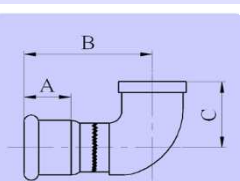
CURVA FÊMEA 2 PEÇAS_BEND 2 PIECES

	FI2109.0415	15 x 1/2"	17	46	28	25	
	FI2109.0418	18 x 1/2"	19	60	32	15	
	FI2109.0518	18 x 3/4"	19	60	32	10	
	FI2109.0522	22 x 3/4"	22	62	38	10	
	FI2109.0622	22 x 1"	22	62	38	10	

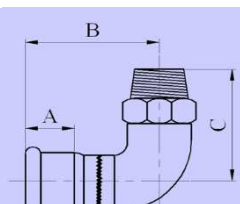
JOELHO COM PATER_ELLOW F WITH FIXING PLATE

	FI110.0415	15 x 1/2"	18	48	27	15	
	FI110.0418	18 x 1/2"	22	47	27	15	
	FI110.0522	22 x 3/4"	24	55	31	10	
	FI110.0628	28 x 1"	35	68,5	26	10	

JOELHO FÊMEA_ELLOW F

	FI109.0415	15 x 1/2"	18	48	27	15	
	FI109.0418	18 x 1/2"	22	47	27	15	
	FI109.0522	22 x 3/4"	28	56	31	15	
	FI109.0428	28 x 1/2"	-	-	-	-	

JOELHO MACHO_ELLOW M


	FI107.0415	15 x 1/2"	17	48	36	15	
	FI107.0418	18 x 1/2"	19	48	36	15	

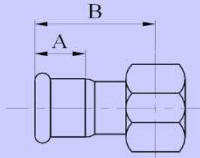
ACESSÓRIOS FILPRESS (AÇO INOXIDÁVEL AISI-316)_

FILPRESS PRESSFITTINGS (STAINLESS STEEL AISI-316)


CÓDIGO CODE	Ø	A	B	C	PÇS / CX. PIECES/BOX
----------------	---	---	---	---	-------------------------

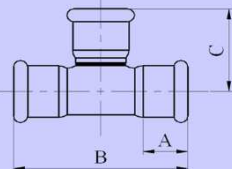
RACORD 2 PEÇAS_ STRAIGHT TAP CONNECTOR

	FI2101.0415	15 x 1/2"	17	41	-	25
	FI2101.0515	15 x 3/4"	17	44	-	15
	FI2101.0418	18 x 1/2"	19	40	-	15
	FI2101.0518	18 x 3/4"	19	40	-	10
	FI2101.0522	22 x 3/4"	24	49	-	10
	FI2101.0622	22 x 1"	24	52	-	15
	FI2101.0628	28 x 1"	26	54	-	10
	FI2101.0728	28 x 1 1/4"	26	56	-	10
	FI2101.0735	35 x 1 1/4"	30	59	-	10
	FI2101.0842	42 x 1 1/2"	35	64	-	10
	FI2101.0954	54 x 2"	37	80	-	5
	FI2101.0976	76,1 x 2"	53	108	-	1
	FI2101.1076	76,1 x 2 1/2"	-	-	-	1




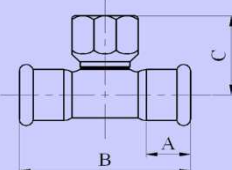
TÊ IGUAL_ EQUAL TEE FEMALE

	FI114.15	15	17	71	32	25
	FI114.18	18	19	71	33	25
	FI114.22	22	22	77	41	25
	FI114.28	28	26	90	45	10
	FI114.35	35	31	109	55	10
	FI114.42	42	33	116	64	10
	FI114.54	54	36	144	73	5
	FI114.76	76,1	53	230	106	1
	FI114.88	88,9	60	260	123	1
	FI114.108	108	75	310	154	1



TÊ ROSCADO CENTRO F_ BRANCH TEE F

	FI118.0415	15 x 1/2"	17	71	36	10
	FI118.0418	18 x 1/2"	19	66	34	10
	FI118.0518	18 x 3/4"	19	70	40	10
	FI118.0422	22 x 1/2"	22	77	36	10
	FI118.0522	22 x 3/4"	22	77	42	10
	FI118.0428	28 x 1/2"	26	91	40	10
	FI118.0528	28 x 3/4"	26	91	42	10
	FI118.0435	35 x 1/2"	31	110	45	5
	FI118.0535	35 x 3/4"	31	110	45,5	5
	FI118.0442	42 x 1/2"	33	116	43,5	5
	FI118.0542	42 x 3/4"	33	116	48,5	5
	FI118.0454	54 x 1/2"	35	144	49	3
	FI118.0554	54 x 3/4"	35	144	54	3
	FI118.0954	54 x 2"	35	144	85,5	3
	FI118.0576	76,1 x 3/4"	53	230	70	1
	FI118.0976	76,1 x 2"	53	230	93	1
	FI118.0588	88,9 x 3/4"	60	260	76	1
	FI118.0988	88,9 x 2"	60	260	100	1
	FI118.05108	108 x 3/4"	75	310	86	1
FI118.09108	108 x 2"	75	310	112	1	



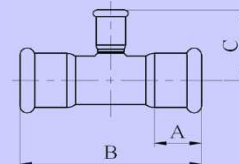
ACESSÓRIOS FILPRESS (AÇO INOXIDÁVEL AISI-316)_

FILPRESS PRESSFITTINGS (STAINLESS STEEL AISI-316)

CÓDIGO CODE	Ø	A	B	C	PÇS / CX. PIECES/BOX
----------------	---	---	---	---	-------------------------

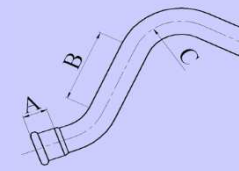
TÊ REDUÇÃO CENTRO _ REDUCING TEE

FI115.1815	18 x 15 x 18	19	66	34	15
FI115.2215	22 x 15 x 22	22	77	36	15
FI115.2218	22 x 18 x 22	22	77	35	15
FI115.2815	28 x 15 x 28	26	90	37	5
FI115.2818	28 x 18 x 28	26	90	39	5
FI115.2822	28 x 22 x 28	26	90	42	5
FI115.3515	35 x 15 x 35	31	110	42	5
FI115.3518	35 x 18 x 35	31	110	42	5
FI115.3522	35 x 22 x 35	31	110	48	5
FI115.3528	35 x 28 x 35	31	110	52	5
FI115.4222	42 x 22 x 42	33	116	51	5
FI115.4228	42 x 28 x 42	33	116	56	5
FI115.4235	42 x 35 x 42	33	116	59	5
FI115.5422	54 x 22 x 54	35	138	59	5
FI115.5428	54 x 28 x 54	35	138	64	4
FI115.5435	54 x 35 x 54	35	138	67	4
FI115.5442	54 x 42 x 54	35	138	70	4
FI115.7622	76,1 x 22 x 76,1	53	230	73	1
FI115.7628	76,1 x 28 x 76,1	53	230	73	1
FI115.7635	76,1 x 35 x 76,1	53	230	77	1
FI115.7642	76,1 x 42 x 76,1	53	230	80	1
FI115.7654	76,1 x 54 x 76,1	53	230	85	1
FI115.8822	88,9 x 22 x 88,9	60	260	77	1
FI115.8828	88,9 x 28 x 88,9	60	260	81	1
FI115.8835	88,9 x 35 x 88,9	60	260	83	1
FI115.8842	88,9 x 42 x 88,9	60	260	85	1
FI115.8854	88,9 x 54 x 88,9	60	260	88	1
FI115.8876	88,9 x 76 x 88,9	60	260	117	1
FI115.10822	108 x 22 x 108	85	310	75	1
FI115.10828	108 x 28 x 108	89	310	75	1
FI115.10835	108 x 35 x 108	91	310	75	1
FI115.10842	108 x 42 x 108	96	310	75	1
FI115.10854	108 x 54 x 108	99	310	75	1
FI115.10876	108 x 76,1 x 108	128	310	75	1
FI115.10888	108 x 88,9 x 108	138	310	76	1



UNIÃO DE CRUZAMENTO M/F _ DESVIATION BEND FM

FI103.CR15	15	17	43	28	10
FI103.CR18	18	19	43	32	5
FI103.CR22	22	22	43	38	5



ACESSÓRIOS FILPRESS (AÇO INOXIDÁVEL AISI-316)_

FILPRESS PRESSFITTINGS (STAINLESS STEEL AISI-316)


CÓDIGO CODE	Ø	A	B	C	PÇS / CX. PIECES/BOX
----------------	---	---	---	---	-------------------------

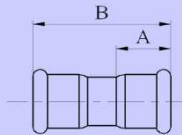
UNIÃO CRUZAMENTO MM _ DESVIATION BEND M/M

	FI103.CR15	15	62	200	28	10
	FI103.CR18	18	73	225	32	10
	FI103.CR22	22	75	250	38	10
	FI103.CR28	28	88	280	50	5




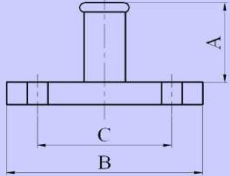
UNIÃO FF _ COUPLING FF

	FI103.15	15	17	41	-	25
	FI103.18	18	19	44	-	25
	FI103.22	22	22	53	-	25
	FI103.28	28	25	61	-	10
	FI103.35	35	31	67	-	10
	FI103.42	42	33	78	-	10
	FI103.54	54	36	84	-	5
	FI103.76	76,1	53	142	-	1
	FI103.88	88,9	60	162	-	1
	FI103.108	108	75	194	-	1




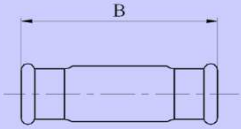
UNIÃO FLANGEADA PN10/16 _ FLANGED ADAPTER

	FI103F.15	15	40	95	65	1
	FI103F.18	18	42	95	65	1
	FI103F.22	22	42	105	75	1
	FI103F.28	28	50	115	85	1
	FI103F.35	35	58	140	100	1
	FI103F.42	42	70	150	110	1
	FI103F.54	54	75	165	125	1
	FI103F.76	76,1	59	185	145	1
	FI103F.88	88,9	69	200	160	1
	FI103F.108	108	84	220	180	1



UNIÃO LONGA FF _ SLIP COUPLING

	FI103L.15	15	-	80	-	10
	FI103L.18	18	-	82	-	15
	FI103L.22	22	-	82	-	15
	FI103L.28	28	-	91	-	10
	FI103L.35	35	-	102	-	10
	FI103L.42	42	-	127	-	10
	FI103L.54	54	-	140	-	5
	FI103L.76	76,1	-	230	-	1
	FI103L.88	88,9	-	260	-	1
	FI103L.108	108	-	290	-	1


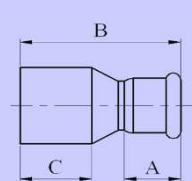


ACESSÓRIOS FILPRESS (AÇO INOXIDÁVEL AISI-316)_


FILPRESS PRESSFITTINGS (STAINLESS STEEL AISI-316)

CÓDIGO CODE	Ø	A	B	C	PÇS / CX. PIECES/BOX
----------------	---	---	---	---	-------------------------


UNIÃO REDUÇÃO MF_REDUCER MF

	FI103.1815	18 x 15	17	40	14	25	
	FI103.2215	22 X 15	17	55	24	25	
	FI103.2218	22 X 18	19	54	24	10	
	FI103.2815	28 X 15	17	54	24	10	
	FI103.2818	28 X 18	19	54	24	10	
	FI103.2822	28 X 22	22	59	24	10	
	FI103.3522	35 X 22	24	71	27	10	
	FI103.3528	35 X 28	25	68	27	10	
	FI103.4222	42 X 22	28	82	39	10	
	FI103.4228	42 X 28	32	83	39	10	
	FI103.4235	42 X 35	34	82	39	10	
	FI103.5422	54 X 22	24	95	41	10	
	FI103.5428	54 X 28	32	94	41	10	
	FI103.5435	54 X 35	34	91	41	10	
	FI103.5442	54 X 42	39	96	41	10	
	FI103.7654	76,1 X 54	53	100	80	1	
	FI103.8854	88,9 X 54	63	163	95	1	
	FI103.8876	88,9 X 76	60	160	95	1	
	FI103.10854	108 X 54	80	172	36	1	
	FI103.10876	108 X 76,1	80	184	53	1	
FI103.10888	108 X 88,9	80	204	60	1		

TENAZ PRENSAR (PERFIL FILPRESS / M)_PLIERS

	FIT.15	15	PERFIL "FILPRESS"	-	-	1	
	FIT.18	18		-	-	1	
	FIT.22	22		-	-	1	
	FIT.28	28		-	-	1	
	FIT.35	35		-	-	1	
	FIT.42	42	PERFIL "M"	-	-	1	
	FIT.54	54		-	-	1	

TENAZ PRENSAR (PERFIL M)_PLIERS


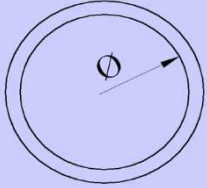
	FIT.76	76,1	-	-	-	1	
	FIT.88	88,9	-	-	-	1	
	FIT.108	108	-	-	-	1	

ACESSÓRIOS FILPRESS (AÇO INOXIDÁVEL AISI-316)_


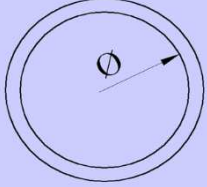
FILPRESS PRESSFITTINGS (STAINLESS STEEL AISI-316)

CÓDIGO CODE	Ø	A	B	C	PÇS / CX. PIECES/BOX
----------------	---	---	---	---	-------------------------

JUNTA EPDM_O-RING EPDM

	FIJNF.15	15	-	-	-	25	
	FIJNF.18	18	-	-	-	25	
	FIJNF.22	22	-	-	-	25	
	FIJN.28	28	-	-	-	25	
	FIJN.35	35	-	-	-	25	
	FIJN.42	42	-	-	-	10	
	FIJN.54	54	-	-	-	10	
	FIJN.76	76,1	-	-	-	1	
	FIJN.88	88,9	-	-	-	1	
	FIJN.108	108	-	-	-	1	

JUNTA VITON_O-RING VITON

	FIJVF.15	15	-	-	-	25	
	FIJVF.18	18	-	-	-	25	
	FIJVF.22	22	-	-	-	25	
	FIJV.28	28	-	-	-	25	
	FIJV.35	35	-	-	-	25	
	FIJV.42	42	-	-	-	10	
	FIJV.54	54	-	-	-	10	
	FIJV.76	76,1	-	-	-	1	
	FIJV.88	88,9	-	-	-	1	
	FIJV.108	108	-	-	-	1	

MÁQUINA P/ PRENSAR_PRESSING MACHINE

	FMPE	ELÉCTRO-HIDRÁULICA	De 15 mm a 54 mm	1
	FMPSS	SUPER-SIZE	De 76,1 mm a 108 mm	1
	FMPNOV	NOVAPRESS	De 76,1 mm a 108 mm	1

DADOS TÉCNICOS_TECHNICAL DATA

ESPESSURA DO MATERIAL THICKNESS OF MATERIAL		JUNTA TÓRICA O-RING	EPDM	VITON
15-18-22	1 mm	Temp. Trabalho Máx.	95°C	95°C
28-35	1,2 mm	Temp. Teste Máx.	120°C	160°C
42-54	1,5 mm	Pressão Máx. Trabalho	16 bar	16 bar
54-108	2 mm			

CARACTERÍSTICAS TÉCNICAS DO SISTEMA FILPRESS TECHNICAL FEATURES OF SYSTEM FILPRESS

Pressão de Trabalho Máx.	16 bar
Pressão de Prova	50 bar
Temperatura de Trabalho	95°C

PERFIL DA TENAZ PLIER PROFILE

De 15 mm a 35 mm	Perfil "Filpress"
De 42 mm a 108 mm	Perfil "M"