
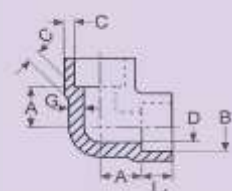



ACESSÓRIOS ASTM A 182 SOLDAR 3000 Lbs (AÇO INOXIDÁVEL AISI-304L/316L) SOCKET WELDING FITTINGS

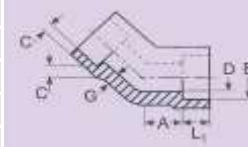
CURVA SOLDAR 90_90° DEG ELBOW

	CÓDIGO CODE	DN	MEDIDA SIZE	A	B	C	D	G	L1	
	H490SW3.02	8	1/4"	11,1	14,2	3,3	8,9	3,0	9,5	-
	H490SW3.03	10	3/8"	13,5	17,6	3,5	12,1	3,2	9,5	-
	H490SW3.04	15	1/2"	15,9	21,8	4,1	15,4	3,7	9,5	-
	H490SW3.05	20	3/4"	19,1	27,2	4,3	20,6	3,9	12,5	-
	H490SW3.06	25	1"	22,2	33,9	5,0	26,3	4,6	12,5	-
	H490SW3.07	32	1 1/4"	27,0	42,7	5,3	34,7	4,9	12,5	-
	H490SW3.08	40	1 1/2"	31,8	48,8	5,5	40,5	5,1	12,5	-
	H490SW3.09	50	2"	38,1	61,2	6,1	52,1	5,5	16,0	-
	H490SW3.10	65	2 1/2"	41,0	74,4	8,8	64,2	7,0	16,0	-
	H490SW3.11	80	3"	57,0	90,3	9,5	79,4	7,6	16,0	-
	H490SW3.12	100	4"	66,5	115,7	10,7	103,8	8,6	19,0	-




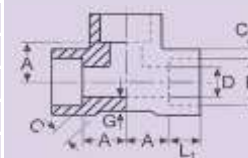
CURVA SOLDAR 45_45° DEG ELBOW

	CÓDIGO CODE	DN	MEDIDA SIZE	A	B	C	D	G	L1	
	H4120SW3.02	8	1/4"	7,9	14,2	3,3	8,9	3,0	9,5	-
	H4120SW3.03	10	3/8"	7,9	17,6	3,5	12,1	3,2	9,5	-
	H4120SW3.04	15	1/2"	11,1	21,8	4,1	15,4	3,7	9,5	-
	H4120SW3.05	20	3/4"	12,7	27,2	4,3	20,6	3,9	12,5	-
	H4120SW3.06	25	1"	14,3	33,9	5,0	26,3	4,6	12,5	-
	H4120SW3.07	32	1 1/4"	17,5	42,7	5,3	34,7	4,9	12,5	-
	H4120SW3.08	40	1 1/2"	20,6	48,8	5,5	40,5	5,1	12,5	-
	H4120SW3.09	50	2"	25,4	61,2	6,1	52,1	5,5	16,0	-
	H4120SW3.10	65	2 1/2"	28,5	74,4	8,7	64,2	7,0	16,0	-
	H4120SW3.11	80	3"	32,0	90,3	9,5	79,4	7,6	16,0	-
	H4120SW3.12	100	4"	41,0	115,7	10,7	103,8	8,6	19,0	-




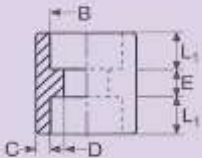
TÊ IGUAL SOLDAR_EQUAL TEE

	CÓDIGO CODE	DN	MEDIDA SIZE	A	B	C	D	G	L1	
	H4130SW3.02	8	1/4"	11,1	14,2	3,3	8,9	3,0	9,5	-
	H4130SW3.03	10	3/8"	13,5	17,6	3,5	12,1	3,2	9,5	-
	H4130SW3.04	15	1/2"	15,9	21,8	4,1	15,4	3,7	9,5	-
	H4130SW3.05	20	3/4"	19,1	27,2	4,3	20,6	3,9	12,5	-
	H4130SW3.06	25	1"	22,2	33,9	5,0	26,3	4,6	12,5	-
	H4130SW3.07	32	1 1/4"	27,0	42,7	5,3	34,7	4,9	12,5	-
	H4130SW3.08	40	1 1/2"	31,8	48,8	5,5	40,5	5,1	12,5	-
	H4130SW3.09	50	2"	38,1	61,2	6,1	52,1	5,5	16,0	-
	H4130SW3.10	65	2 1/2"	41,0	74,4	8,7	64,2	7,0	16,0	-
	H4130SW3.11	80	3"	57,0	90,3	9,5	79,4	7,6	16,0	-
	H4130SW3.12	100	4"	66,5	115,7	10,7	103,8	8,6	19,0	-


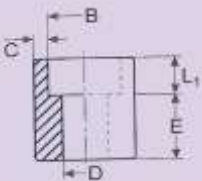


ACESSÓRIOS SOLDAR 3000 Lbs (AÇO INOXIDÁVEL AISI-304L/316L) SOCKET WELDING FITTINGS


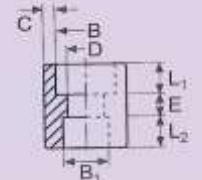
UNIÃO SOLDAR_COUPLING

	CÓDIGO	DN	MEDIDA	B	C	D	E	L1			
	CODE		SIZE								
	H4270SW3.02	8	1/4"	14,2	3,3	8,9	6,4	9,5	-	-	
	H4270SW3.03	10	3/8"	17,6	3,5	12,1	6,4	9,5	-	-	
	H4270SW3.04	15	1/2"	21,8	4,1	15,4	9,5	9,5	-	-	
	H4270SW3.05	20	3/4"	27,2	4,3	20,6	9,5	12,5	-	-	
	H4270SW3.06	25	1"	33,9	5,0	26,3	12,7	12,5	-	-	
	H4270SW3.07	32	1 1/4"	42,7	5,3	34,7	12,7	12,5	-	-	
	H4270SW3.08	40	1 1/2"	48,8	5,5	40,5	12,7	12,5	-	-	
	H4270SW3.09	50	2"	61,2	6,1	52,1	19,1	16,0	-	-	
	H4270SW3.10	65	2 1/2"	74,4	8,7	54,2	27,0	16,0			
	H4270SW3.11	80	3"	90,3	9,5	79,4	28,0	16,0			
	H4270SW3.12	100	4"	115,7	10,7	103,8	29,0	19,0	-	-	

MEIA UNIÃO SOLDAR_HALF COUPLING


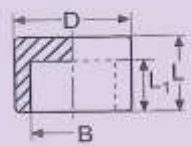
	CÓDIGO	DN	MEDIDA	B	C	D	E	L1			
	CODE		SIZE								
	H4271SW3.02	8	1/4"	14,2	3,3	8,9	15,9	9,5	-	-	
	H4271SW3.03	10	3/8"	17,6	3,5	12,1	17,5	9,5	-	-	
	H4271SW3.04	15	1/2"	21,8	4,1	15,4	22,2	9,5	-	-	
	H4271SW3.05	20	3/4"	27,2	4,3	20,6	23,8	12,5	-	-	
	H4271SW3.06	25	1"	33,9	5,0	26,3	28,6	12,5	-	-	
	H4271SW3.07	32	1 1/4"	42,7	5,3	34,7	30,2	12,5	-	-	
	H4271SW3.08	40	1 1/2"	48,8	5,5	40,5	31,8	12,5	-	-	
	H4271SW3.09	50	2"	61,2	6,1	52,1	41,3	16,0	-	-	
	H4271SW3.10	65	2 1/2"	74,4	8,7	54,2	43,0	16,0			
	H4271SW3.11	80	3"	90,3	9,5	79,4	44,5	16,0			
	H4271SW3.12	100	4"	115,7	10,7	103,8	48,0	19,0			

UNIÃO DE REDUÇÃO SOLDAR_REDUCING COUPLING


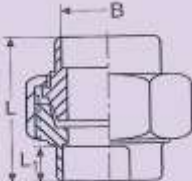
	CÓDIGO	DN	MEDIDA	B	B1	C	D	E	L1	L2		
	CODE		SIZE									
	H4246SW3.0302	-	3/8" x 1/4"	17,6	14,2	3,51	8,86	6,35	10	10		
	H4246SW3.0403	-	1/2" x 3/8"	21,8	17,6	4,09	12,14	9,53	10	10		
	H4246SW3.0504	-	3/4" x 1/2"	27,2	21,8	4,27	15,42	12,70	12,5	9,5		
	H4246SW3.0605	-	1" x 3/4"	33,9	27,2	4,98	20,55	12,70	12,5	12,7		
	H4246SW3.0604	-	1" x 1/2"	33,9	17,6	4,98	15,42	12,70	12,5	10		
	H4246SW3.0706	-	1 1/4" x 1"	42,7	33,9	5,28	26,26	12,70	13	10		
	H4246SW3.0806	-	1 1/2" x 1"	48,8	33,9	5,54	34,67	12,70	13	10		
	H4246SW3.0807	-	1 1/2" x 1 1/4"	48,8	42,7	5,54	34,67	12,70	13	10		
	H4246SW3.0908	-	2" x 1 1/2"	61,2	48,8	6,05	40,51	22,23	16	12,7		
	-	-	-	-	-	-	-	-	-	-		-
	-	-	-	-	-	-	-	-	-	-		-
	-	-	-	-	-	-	-	-	-	-		-

ACESSÓRIOS SOLDAR 3000 Lbs (AÇO INOXIDÁVEL AISI-304L/316L) SOCKET WELDING FITTINGS

TAMPÃO SOLDAR MACHO_CAP


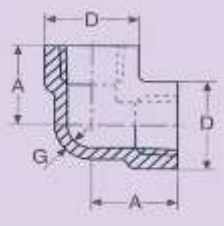
	CÓDIGO		MEDIDA	B	L	L1					
	CODE		SIZE								
	H4300 SW3.02	8	1/4"	14,2	19,1	9,5	-	-	-	-	
	H4300 SW3.03	10	3/8"	17,6	19,1	9,5	-	-	-	-	
	H4300 SW3.04	15	1/2"	21,8	22,2	9,5	-	-	-	-	
	H4300 SW3.05	20	3/4"	27,2	25,4	12,5	-	-	-	-	
	H4300 SW3.06	25	1"	33,9	27,0	12,5	-	-	-	-	
	H4300 SW3.07	32	1 1/4"	42,7	30,2	12,5	-	-	-	-	
	H4300 SW3.08	40	1 1/2"	48,8	31,8	12,5	-	-	-	-	
	H4300 SW3.09	50	2"	61,2	38,1	16,0	-	-	-	-	
	H4300 SW3.10	65	2 1/2"	74,4	-	16,0	-	-	-	-	
	H4300 SW3.11	80	3"	90,3	-	16,0	-	-	-	-	

JUNÇÃO SEDE CÔNICA SOLDAR_UNION


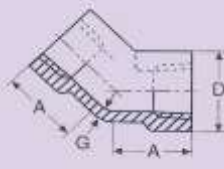
	CÓDIGO	DN	MEDIDA	B	L	L1					
	CODE		SIZE								
	H4340NPT3.02	8	1/4"	14,2	44,4	9,5	-	-	-	-	
	H4340NPT3.03	10	3/8"	17,6	46,0	9,5	-	-	-	-	
	H4340NPT3.04	15	1/2"	21,8	49,0	9,5	-	-	-	-	
	H4340NPT3.05	20	3/4"	27,2	56,9	12,5	-	-	-	-	
	H4340NPT3.06	25	1"	33,9	62,0	12,5	-	-	-	-	
	H4340NPT3.07	32	1 1/4"	42,7	71,1	12,5	-	-	-	-	
	H4340NPT3.08	40	1 1/2"	48,8	76,5	12,5	-	-	-	-	
	H4340NPT3.09	50	2"	61,2	86,1	16,0	-	-	-	-	
	H4340NPT3.10	65	2 1/2"				-	-	-	-	
	H4340NPT3.11	80	3"				-	-	-	-	
	-	-	-	-	-	-	-	-	-	-	

ACESSÓRIOS ASTM A 182 NPT 3000 Lbs (AÇO INOXIDÁVEL AISI-304L/316L) NPT THREADED FITTINGS


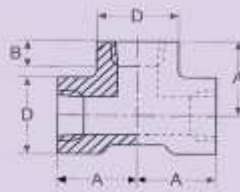
CURVA ROSCADA 90°_90° DEG ELBOW

	CÓDIGO	DN	MEDIDA	A	ØD	G					
	CODE		SIZE								
	H490NPT3.02	8	1/4"	25	25	3,30	-	-	-	-	
	H490NPT3.03	10	3/8"	28	33	3,51	-	-	-	-	
	H490NPT3.04	15	1/2"	33	38	4,09	-	-	-	-	
	H490NPT3.05	20	3/4"	38	46	4,27	-	-	-	-	
	H490NPT3.06	25	1"	44	56	4,98	-	-	-	-	
	H490NPT3.07	32	1 1/4"	51	62	5,28	-	-	-	-	
	H490NPT3.08	40	1 1/2"	60	75	5,54	-	-	-	-	
	H490NPT3.09	50	2"	64	84	7,14	-	-	-	-	
	H490NPT3.10	65	2 1/2"	83	102	7,7	-	-	-	-	
	H490NPT3.11	80	3"	95	121	8,8	-	-	-	-	
	H490NPT3.12	100	4"	114	152	11,2	-	-	-	-	

CURVA ROSCADA 45°_45° DEG ELBOW



	CÓDIGO	DN	MEDIDA	A	ØD	G					
	CODE		SIZE								
	H4120NPT3.02	8	1/4"	19	25	3,30	-	-	-	-	
	H4120NPT3.03	10	3/8"	22	33	3,51	-	-	-	-	
	H4120NPT3.04	15	1/2"	25	38	4,09	-	-	-	-	
	H4120NPT3.05	20	3/4"	28	46	4,27	-	-	-	-	
	H4120NPT3.06	25	1"	33	56	4,98	-	-	-	-	
	H4120NPT3.07	32	1 1/4"	35	62	5,28	-	-	-	-	
	H4120NPT3.08	40	1 1/2"	43	75	5,54	-	-	-	-	
	H4120NPT3.09	50	2"	44	84	7,14	-	-	-	-	
	H4120NPT3.10	65	2 1/2"	52	102	7,7	-	-	-	-	
	H4120NPT3.11	80	3"	64	121	8,8	-	-	-	-	
	H4120NPT3.12	100	4"	79	152	11,2	-	-	-	-	

TÊ IGUAL_EQUAL TEE


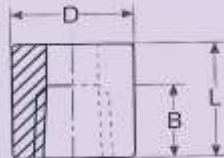
	CÓDIGO	DN	MEDIDA	A	ØD	B					
	CODE		SIZE								
	H4130NPT3.02	8	1/4"	25	25	8,1	-	-	-	-	
	H4130NPT3.03	10	3/8"	29	33	9,1	-	-	-	-	
	H4130NPT3.04	15	1/2"	33	38	10,9	-	-	-	-	
	H4130NPT3.05	20	3/4"	38	46	12,3	-	-	-	-	
	H4130NPT3.06	25	1"	45	56	14,7	-	-	-	-	
	H4130NPT3.07	32	1 1/4"	51	62	17,0	-	-	-	-	
	H4130NPT3.08	40	1 1/2"	60	75	17,8	-	-	-	-	
	H4130NPT3.09	50	2"	64	84	19,1	-	-	-	-	
	H4130NPT3.10	65	2 1/2"	83	102	23,6	-	-	-	-	
	H4130NPT3.11	80	3"	95	121	25,9	-	-	-	-	
	H4130NPT3.12	100	4"	114	152	27,7	-	-	-	-	

ACESSÓRIOS ASTM A 182 NPT 3000 Lbs (AÇO INOXIDÁVEL AISI-304L/316L) NPT THREADED FITTINGS


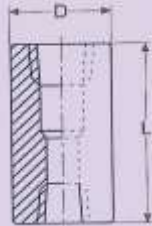
UNIÃO FÊMEA_FULL COUPLING

	CÓDIGO	DN	MEDIDA	L	ØD	B				
	CODE		SIZE							
	H4270NPT3.02	8	1/4"	35,0	19	8,1	-	-	-	
	H4270NPT3.03	10	3/8"	38,0	22	9,1	-	-	-	
	H4270NPT3.04	15	1/2"	48,0	29	10,9	-	-	-	
	H4270NPT3.05	20	3/4"	51,0	35	12,7	-	-	-	
	H4270NPT3.06	25	1"	60,0	45	14,7	-	-	-	
	H4270NPT3.07	32	1 1/4"	67,0	58	17,0	-	-	-	
	H4270NPT3.08	40	1 1/2"	79,0	64	17,8	-	-	-	
	H4270NPT3.09	50	2"	86,0	76	19,1	-	-	-	
	H4270NPT3.10	65	2 1/2"	92,0	92	23,6	-	-	-	
	H4270NPT3.11	80	3"	108,0	108	25,9	-	-	-	
	H4270NPT3.12	100	4"	121,0	140	27,7	-	-	-	

MEIA UNIÃO FÊMEA_HALF COUPLING


	CÓDIGO	DN	MEDIDA	L	ØD	B				
	CODE		SIZE							
	H4271NPT3.02	8	1/4"	17,5	19,1	8,13	-	-	-	
	H4271NPT3.03	10	3/8"	19	22,2	9,14	-	-	-	
	H4271NPT3.04	15	1/2"	24	28,6	10,92	-	-	-	
	H4271NPT3.05	20	3/4"	25,50	34,9	12,7	-	-	-	
	H4271NPT3.06	25	1"	30	44,5	14,73	-	-	-	
	H4271NPT3.07	32	1 1/4"	33,5	57,6	17,02	-	-	-	
	H4271NPT3.08	40	1 1/2"	39,5	63,5	17,78	-	-	-	
	H4271NPT3.09	50	2"	43	76,2	19,05	-	-	-	
	H4271NPT3.10	65	2 1/2"	46	92	23,6	-	-	-	
	H4271NPT3.11	80	3"	54	108	25,9	-	-	-	
	H4271NPT3.12	100	4"	60,5	140	27,7	-	-	-	

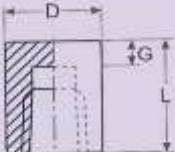
UNIÃO DE REDUÇÃO_REDUCING COUPLING

	CÓDIGO	DN	MEDIDA	L	ØD					
	CODE		SIZE							
	H4246NPT3.0402	8	1/2" x 1/4"	35	28,6	-	-	-	-	
	H4246NPT3.0504	10	3/4" x 1/2"	38	34,9	-	-	-	-	
	H4246NPT3.0604	15	1" x 1/2"	48	44,5	-	-	-	-	
	H4246NPT3.0605	20	1" x 3/4"	51	44,5	-	-	-	-	
	H4246NPT3.0706	25	1 1/4" x 1"	60	57,2	-	-	-	-	
	H4246NPT3.0806	32	1 1/2" x 1"	67	63,5	-	-	-	-	
	H4246NPT3.0807	40	1 1/2" x 1 1/4"	79	63,5	-	-	-	-	
	H4246NPT3.0908	50	2" x 1 1/2"	86	76,2	-	-	-	-	
	-	-	-	-	-	-	-	-	-	
	-	-	-	-	-	-	-	-	-	


ACESSÓRIOS ASTM A 182 NPT 3000 Lbs (AÇO INOXIDÁVEL AISI-304L/316L)_ NPT THREADED FITTINGS

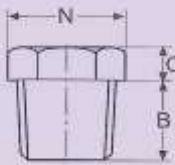
TAMPÃO FÊMEA_END CAP

	CÓDIGO CODE	DN	MEDIDA SIZE	L	ØD	G					
	H4300NPT3.02	8	1/4"	25,4	19,1	4,8	-	-	-	-	
	H4300NPT3.03	10	3/8"	25,4	22,2	4,8	-	-	-	-	
	H4300NPT3.04	15	1/2"	31,8	28,6	6,4	-	-	-	-	
	H4300NPT3.05	20	3/4"	36,5	34,9	6,4	-	-	-	-	
	H4300NPT3.06	25	1"	41,3	44,5	9,5	-	-	-	-	
	H4300NPT3.07	32	1 1/4"	44,5	57,2	9,5	-	-	-	-	
	H4300NPT3.08	40	1 1/2"	44,5	63,5	11,1	-	-	-	-	
	H4300NPT3.09	50	2"	48,0	76,2	12,7	-	-	-	-	
	H4300NPT3.10	65	2 1/2"	60,0	92,0	-	-	-	-	-	
	H4300NPT3.11	80	3"	65,0	108,0	-	-	-	-	-	




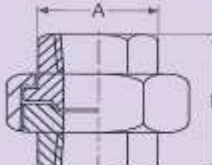
TACO MACHO_HEXAGON HEAD MALE PLUG

	CÓDIGO CODE	DN	MEDIDA SIZE	B	N	C				
	H4290NPT3.02	8	1/4"	16,0	16	6	-	-	-	-
	H4290NPT3.03	10	3/8"	17,5	18	8	-	-	-	-
	H4290NPT3.04	15	1/2"	19,0	22	8	-	-	-	-
	H4290NPT3.05	20	3/4"	24,0	27	10	-	-	-	-
	H4290NPT3.06	25	1"	25,5	36	10	-	-	-	-
	H4290NPT3.07	32	1 1/4"	25,5	46	14	-	-	-	-
	H4290NPT3.08	40	1 1/2"	25,5	51	16	-	-	-	-
	H4290NPT3.09	50	2"	27,0	64	18	-	-	-	-
	H4290NPT3.10	65	2 1/2"	40,0	76	19	-	-	-	-
	H4290NPT3.11	80	3"	42,0	94	21	-	-	-	-
	H4290NPT3.12	100	4"	45,0	118	26	-	-	-	-




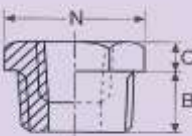
JUNÇÃO SEDE CÔNICA FÊMEA_UNION

	CÓDIGO CODE	DN	MEDIDA SIZE	L	A					
	H4340NPT3.02	8	1/4"	19,0	41,4	-	-	-	-	-
	H4340NPT3.03	10	3/8"	22,9	46,0	-	-	-	-	-
	H4340NPT3.04	15	1/2"	27,7	49,0	-	-	-	-	-
	H4340NPT3.05	20	3/4"	33,5	56,9	-	-	-	-	-
	H4340NPT3.06	25	1"	44,4	62,0	-	-	-	-	-
	H4340NPT3.07	32	1 1/4"	50,5	71,1	-	-	-	-	-
	H4340NPT3.08	40	1 1/2"	57,2	76,4	-	-	-	-	-
	H4340NPT3.09	50	2"	70,1	86,1	-	-	-	-	-
	H4340NPT3.10	65	2 1/2"	85,3	102,4	-	-	-	-	-
	H4340NPT3.11	80	3"	102,4	109	-	-	-	-	-


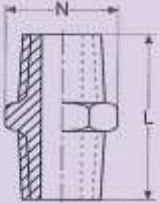


ACESSÓRIOS ASTM A 182 NPT 3000 Lbs (AÇO INOXIDÁVEL AISI-304L/316L)_ NPT THREADED FITTINGS

PORCA DE REDUÇÃO M/F_HEXAGON BUSHING






	CÓDIGO CODE	DN	MEDIDA SIZE	B	C	N					
	H4241NPT3.02	8	1/4"	12,5	5,0	16,0	-	-	-	-	
	H4241NPT3.03	10	3/8"	14,5	5,0	17,5	-	-	-	-	
	H4241NPT3.04	15	1/2"	17,5	5,0	22,0	-	-	-	-	
	H4241NPT3.05	20	3/4"	19,0	6,5	27,0	-	-	-	-	
	H4241NPT3.06	25	1"	20,5	6,5	36,5	-	-	-	-	
	H4241NPT3.06	32	1 1/4"	22,0	9,5	46,0	-	-	-	-	
	H4241NPT3.07	40	1 1/2"	24,0	9,5	51,0	-	-	-	-	
	H4241NPT3.08	50	2"	25,5	11,0	63,5	-	-	-	-	
	H4241NPT3.09	65	2 1/2"	30,0	12,5	76,0	-	-	-	-	
	H4241NPT3.10	80	3"	38,0	17,5	94,0	-	-	-	-	
	H4241NPT3.11	100	4"	45,0	25,5	118,0	-	-	-	-	

CASQUILHO M/M_HEXAGON NIPPLES


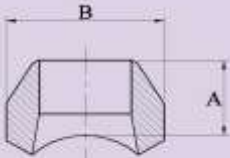
	CÓDIGO CODE	DN	MEDIDA SIZE	L	N						
	H4280NPT3.02	8	1/4"	32	17	-	-	-	-	-	
	H4280NPT3.03	10	3/8"	36	19	-	-	-	-	-	
	H4280NPT3.04	15	1/2"	47	24	-	-	-	-	-	
	H4280NPT3.05	20	3/4"	48	30	-	-	-	-	-	
	H4280NPT3.06	25	1"	59	35	-	-	-	-	-	
	H4280NPT3.07	32	1 1/4"	60	46	-	-	-	-	-	
	H4280NPT3.08	40	1 1/2"	62	50	-	-	-	-	-	
	H4280NPT3.09	50	2"	68	65	-	-	-	-	-	
	H4280NPT3.10	65	2 1/2"	79	76	-	-	-	-	-	
	H4280NPT3.11	80	3"	97	94	-	-	-	-	-	
	H4280NPT3.12	100	4"	116	118	-	-	-	-	-	

ACESSÓRIOS ASTM A 182 NPT/SOLDAR 3000 Lbs (AÇO INOXIDÁVEL AISI-304L/316L) THREADED AND SOCKET WELDING FITTINGS

SWAGES NIPLES_ SWAGES NIPLES


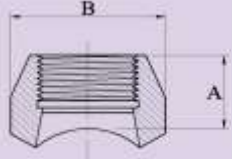
	CÓDIGO CODE	DN	MEDIDA SIZE	D	d	L					
	-	8 - 6	1/4" x 1/8"	13,7	10,3	57	-	-	-	-	A 
	-	10 - 6	3/8" x 1/8"	17,1	10,3	64	-	-	-	-	
	-	10 - 8	3/8" x 1/4"	17,1	13,7	64	-	-	-	-	
	-	15 - 6	1/2" x 1/8"	21,3	10,3	70	-	-	-	-	
	-	15 - 8	1/2" x 1/4"	21,3	13,7	70	-	-	-	-	B 
	-	15 - 10	1/2" x 3/8"	21,3	17,1	70	-	-	-	-	
	-	20 - 6	3/4" x 1/8"	26,7	10,3	76	-	-	-	-	
	-	20 - 8	3/4" x 1/4"	26,7	13,7	76	-	-	-	-	
	-	20 - 10	3/4" x 3/8"	26,7	17,1	76	-	-	-	-	C 
	-	20 - 15	3/4" x 1/2"	26,7	21,3	76	-	-	-	-	
	-	25 - 6	1" x 1/8"	33,4	10,3	89	-	-	-	-	
	-	25 - 8	1" x 1/4"	33,4	13,7	89	-	-	-	-	
	-	25 - 10	1" x 3/8"	33,4	17,1	89	-	-	-	-	D 
	-	25 - 15	1" x 1/2"	33,4	21,3	89	-	-	-	-	
	-	25 - 20	1" x 3/4"	33,4	26,7	89	-	-	-	-	
	-	32 - 6	1 1/4" x 1/8"	42,2	10,3	102	-	-	-	-	
	-	32 - 8	1 1/4" x 1/4"	42,2	13,7	102	-	-	-	-	
	-	32 - 10	1 1/4" x 3/8"	42,2	17,1	102	-	-	-	-	
	-	32 - 15	1 1/4" x 1/2"	42,2	21,3	102	-	-	-	-	
	-	32 - 20	1 1/4" x 3/4"	42,2	26,7	102	-	-	-	-	
	-	40 - 6	1 1/2" x 1/8"	48,3	10,3	114	-	-	-	-	
	-	40 - 8	1 1/2" x 1/4"	48,3	13,7	114	-	-	-	-	
	-	40 - 10	1 1/2" x 3/8"	48,3	17,1	114	-	-	-	-	
	-	40 - 15	1 1/2" x 1/2"	48,3	21,3	114	-	-	-	-	
	-	40 - 20	1 1/2" x 3/4"	48,3	26,7	114	-	-	-	-	
	-	40 - 15	1 1/2" x 1"	48,3	33,4	114	-	-	-	-	
	-	40 - 20	1 1/2" x 1 1/4"	48,3	42,2	114	-	-	-	-	
	-	50 - 6	2" x 1/8"	60,3	10,3	165	-	-	-	-	
-	50 - 8	2" x 1/4"	60,3	13,7	165	-	-	-	-		
-	50 - 10	2" x 3/8"	60,3	17,1	165	-	-	-	-		
-	50 - 15	2" x 1/2"	60,3	21,3	165	-	-	-	-		
-	50 - 20	2" x 3/4"	60,3	26,7	165	-	-	-	-		
-	50 - 15	2" x 1"	60,3	33,4	165	-	-	-	-		
-	50 - 32	2" x 1 1/4"	60,3	42,2	165	-	-	-	-		
-	50 - 40	2" x 1 1/2"	60,3	48,3	165	-	-	-	-		

WELDOLETS_ WELDOLETS


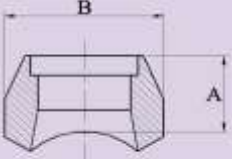
	CÓDIGO CODE	MEDIDA SIZE	COLETOR	A	B					
	H4301NPT3.04	1/2"	1/2" - 36"	19,0	35	-	-	-	-	
	H4301NPT3.05	3/4"	3/4" - 36"	22,0	43	-	-	-	-	
	H4301NPT3.06	1"	1" - 36"	28,5	52	-	-	-	-	
	H4301NPT3.07	1 1/4"	1 1/4" - 36"	33,0	64	-	-	-	-	
	H4301NPT3.08	1 1/2"	1 1/2" - 36"	33,0	72	-	-	-	-	
	H4301NPT3.09	2"	2" - 36"	38,0	88	-	-	-	-	
	H4301NPT3.10	2 1/2"	2 1/2" - 36"	41,0	105	-	-	-	-	
	H4301NPT3.11	3"	3" - 36"	44,5	122	-	-	-	-	
	H4301NPT3.12	4"	4" - 36"	51,0	152	-	-	-	-	

ACESSÓRIOS ASTM A 182 NPT/SOLDAR 3000 Lbs (AÇO INOXIDÁVEL AISI-304L/316L) THREADED AND SOCKET WELDING FITTINGS

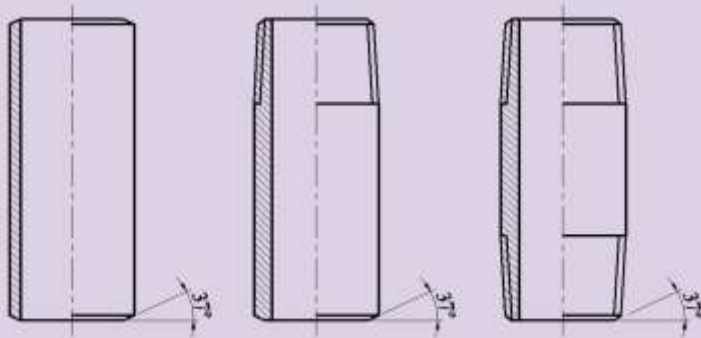
THREDOLETS_THREDOLETS

	CÓDIGO	MEDIDA	COLETOR	A	B						
	CODE	SIZE									
	H4302NPT3.02	1/4"	1/4" - 36"	19,0	24	-	-	-	-	-	
	H4302NPT3.03	3/8"	3/8" - 36"	22,0	30	-	-	-	-	-	
	H4302NPT3.04	1/2"	1/2" - 36"	25,0	35	-	-	-	-	-	
	H4302NPT3.05	3/4"	3/4" - 36"	28,5	43	-	-	-	-	-	
	H4302NPT3.06	1"	1" - 36"	33,0	52	-	-	-	-	-	
	H4302NPT3.07	1 1/4"	1 1/4" - 36"	33,0	64	-	-	-	-	-	
	H4302NPT3.08	1 1/2"	1 1/2" - 36"	35,0	72	-	-	-	-	-	
	H4302NPT3.09	2"	2" - 36"	38,0	88	-	-	-	-	-	
	H4302NPT3.10	2 1/2"	2 1/2" - 36"	47,5	105	-	-	-	-	-	
	H4302NPT3.11	3"	3" - 36"	51,0	122	-	-	-	-	-	
	H4302NPT3.12	4"	4" - 36"	57,0	152	-	-	-	-	-	

SOCKOLETS SOCKOLETS

	CÓDIGO	MEDIDA	COLETOR	A	B						
	CODE	SIZE									
	H4303NPT3.02	1/4"	1/4" - 36"	19,0	24	-	-	-	-	-	
	H4303NPT3.03	3/8"	3/8" - 36"	22,0	30	-	-	-	-	-	
	H4303NPT3.04	1/2"	1/2" - 36"	25,0	35	-	-	-	-	-	
	H4303NPT3.05	3/4"	3/4" - 36"	28,5	43	-	-	-	-	-	
	H4303NPT3.06	1"	1" - 36"	33,0	52	-	-	-	-	-	
	H4303NPT3.07	1 1/4"	1 1/4" - 36"	33,0	64	-	-	-	-	-	
	H4303NPT3.08	1 1/2"	1 1/2" - 36"	35,0	72	-	-	-	-	-	
	H4303NPT3.09	2"	2" - 36"	38,0	88	-	-	-	-	-	
	H4303NPT3.10	2 1/2"	2 1/2" - 36"	47,5	105	-	-	-	-	-	
	H4303NPT3.11	3"	3" - 36"	51,0	122	-	-	-	-	-	
	H4303NPT3.12	4"	4" - 36"	57,0	152	-	-	-	-	-	

NIPPLES DE TUBO PIPE NIPPLES

SCHEDULE/SCHEDULE	40 - 80 - 160	
MEDIDAS/SIZE	1/4" - 4"	
COMPRIMENTO/LENGHT	25 - 40 - 50 - 65 - 75 - 100 - 125 - 150	

ACESSÓRIOS ASTM A 182 6000 Lbs NPT/SW (AÇO INOXIDÁVEL AISI-304L/316L)_
THREADED AND SOCKET WELDING FITTINGS



ACESSÓRIOS 6000 Lbs (SOB CONSULTA)